

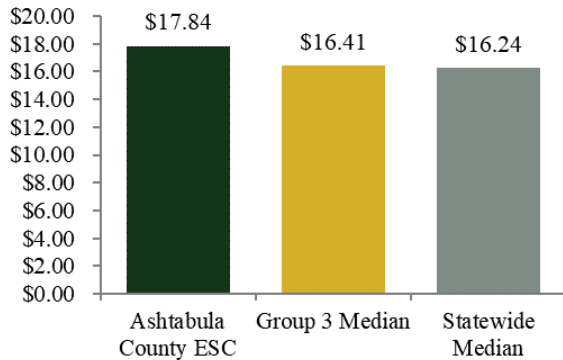
# Ashtabula County ESC Profile

**Operating Revenue:**  
**\$9,923,822**

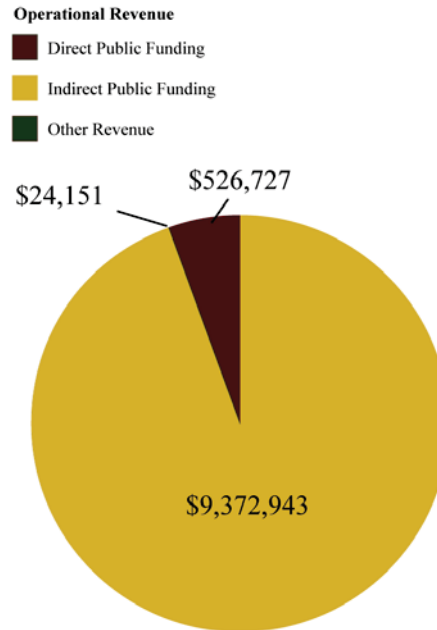
**Expenditures:**  
**\$10,036,328**

**FTEs:**  
**207.86**

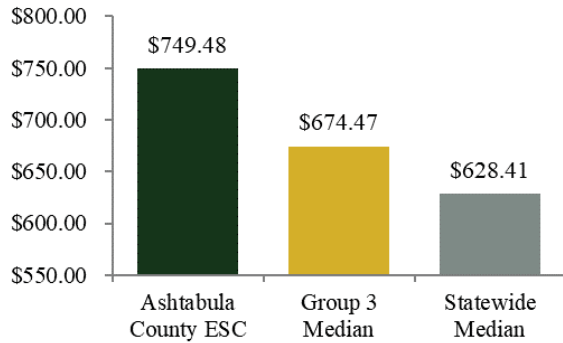
Revenue Generation Ratio



Total Revenue by Source

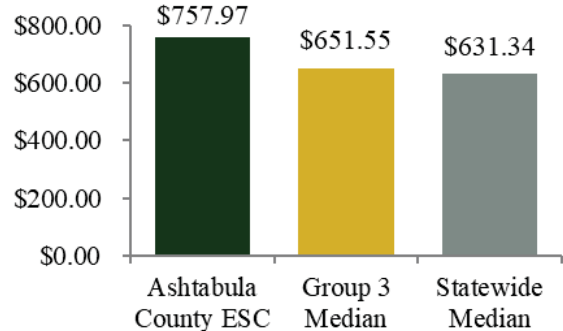


Operating Revenue per Student

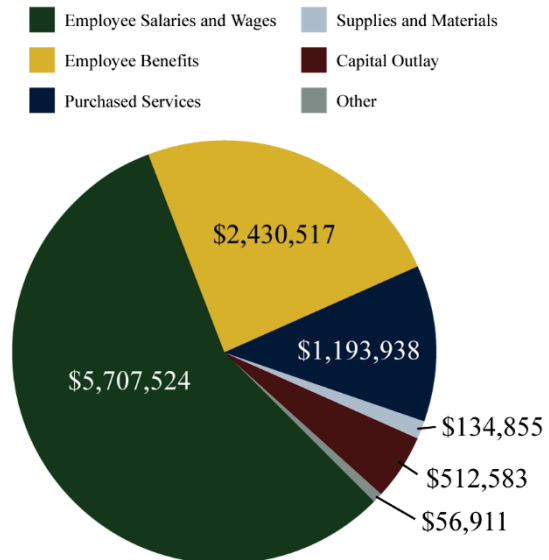


This ESC collected an additional \$92,942 from local foundation deductions as part of its agreement with its member district(s). This amount is in excess of the required minimum direct funding and is therefore included within the indirect public funding.

Expenditures per Student



Expenditures by Object



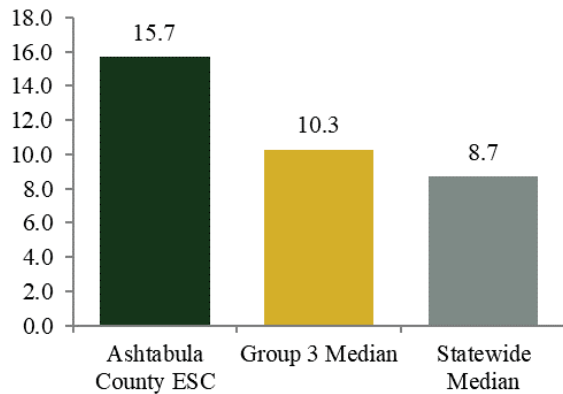
## Ashtabula County ESC Profile (contd)

Operating Revenue:  
**\$9,923,822**

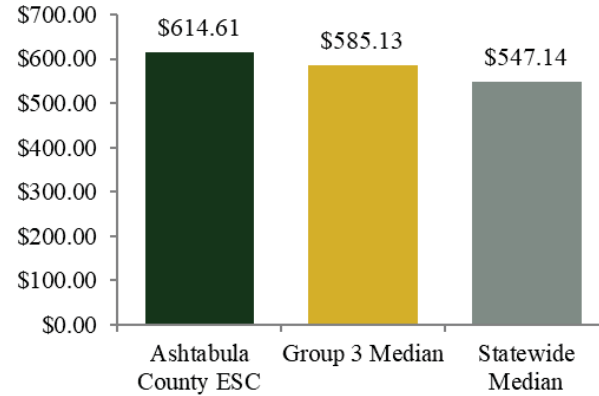
Expenditures:  
**\$10,036,328**

FTEs:  
**207.86**

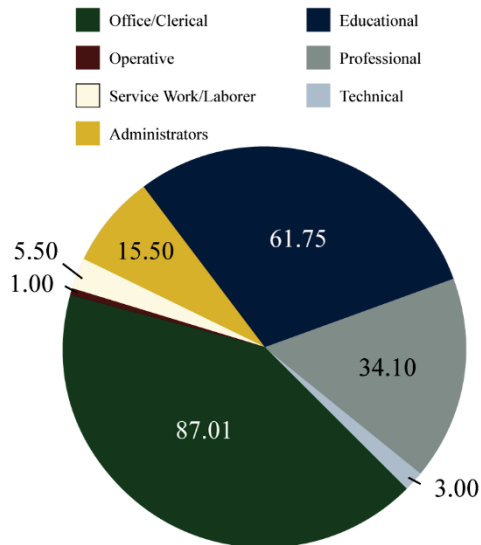
FTEs per 1,000 Students



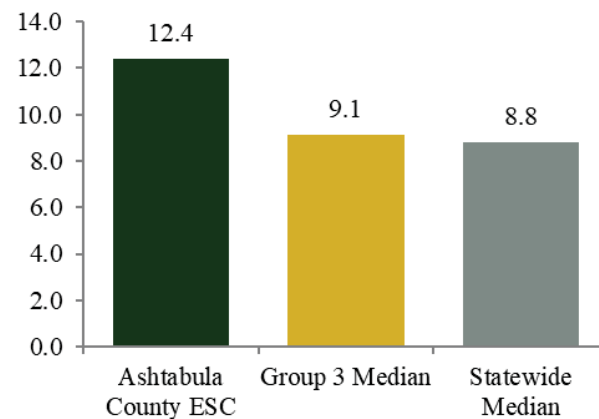
Personnel Cost per Student



FTEs by Category



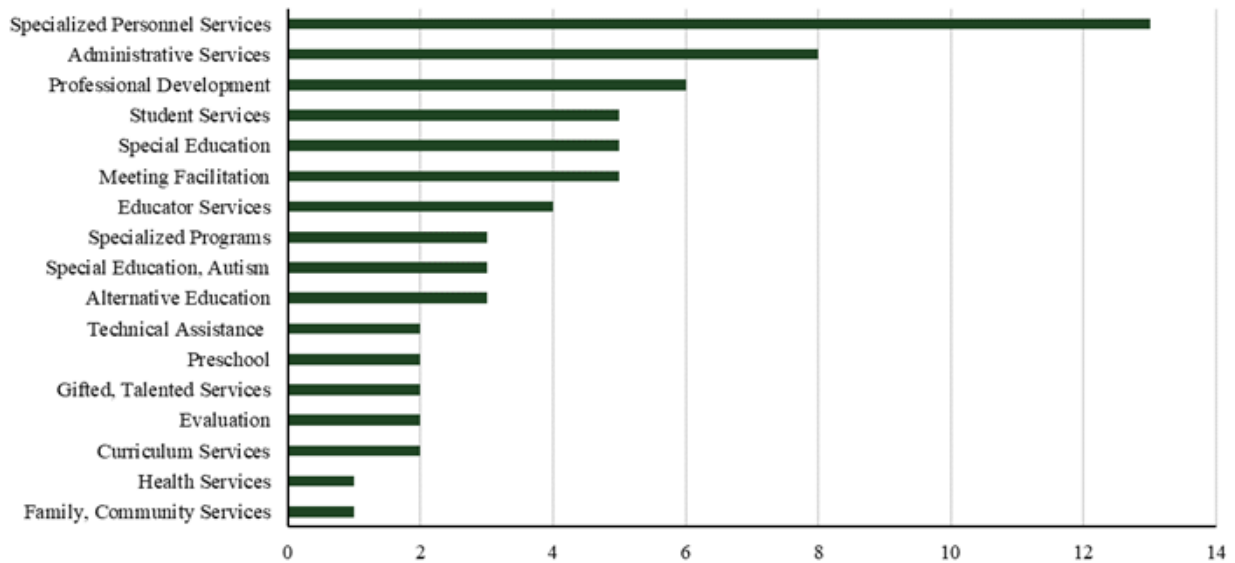
Non-administrative Staff per Administrator



## Ashtabula County ESC Profile (contd)

Operating Revenue: <b>\$9,923,822</b>	Expenditures: <b>\$10,036,328</b>	FTEs: <b>207.86</b>
--	--------------------------------------	------------------------

### Services Offered by Category



### Member District Data

Member District Name	Student Enrollment	District Type
Ashtabula Area CSD	3,542	4
Buckeye LSD	1,711	4
Conneaut Area CSD	1,610	4
Geneva Area CSD	2,375	4
Grand Valley LSD	1,113	1
Jefferson Area LSD	1,696	3
Pymatuning Valley LSD	1,194	1